



Mid-Season Report of the
Klein Fantasy Football 2007 Season

27 October 2007

Table of Contents

Current Standings	1
Strength of Schedule Analysis	2
Scoring Analysis	3
Strength of Schedule Analysis Discussion	4
Season to Date Opponent Scoring	4
Remaining Games Opponent Scoring	4
Entire Season Opponent Scoring	5
Season to Date Opponent Points over Average	5
Standard Deviation	5
Summary	5
Scoring by Week Bar Graph	6
Scoring by Week Line Graph	7
Scoring by Team Bar Graph	8
Scoring by Team Line Graph	9
Coaching Effectiveness	10
Draft/Player Management Table	10
Player Moves Table	11
Coaching Effectiveness Discussion	12
Draft	12
Starters Scoring	12
Best Team Scoring	12
Notes	12
Player Management	12
Worst Team Scoring	12
Percent of Best	12
Notes	13
Player Moves	13
Total Scoring	13
Original Draft Scoring	13
Percent of Original	13
Notes	13
2007 Bonus Tables	
Player Free-Agent Moves by Position	14
Player Free-Agent Moves by Week	14
Overall Coaching Effectiveness	15
Total Scoring by Position	16
Starter Scoring by Position	16

Table of Contents (continued)

Individual Scoring	17
All KFFL First Team	17
All KFFL Second Team	17
KFFL High Scorers	18
Top 10 QB	19
Top 10 RB	19
Top 10 WR/TE	19
Top 10 DP	20
Top 10 TD	20
Top 10 PK	20
KFFL High Game Scorers	21
Top 10 QB Games	22
Top 10 RB Games	22
Top 10 WR/TE Games	23
Top 10 DP Games	23
Top 10 TD Games	24
Top 10 PK Games	24

Current Standings

Rank	Team	Win	Loss	Points For	Points Per Game	Rank	Points Against	Rank
1	Wandering Snails	6	1	473	67.6	1	289	7
2	Albino Rhino	6	1	361	51.6	3	275	8
3	Gooley Black Death	5	2	342	48.9	4	204	10
4	Team Blanstein	4	3	429	61.3	2	312	4
5	Bad Monkey	3	4	288	41.1	5	423	1
6	Nancy Boys	3	4	245	35.0	8	306	5
7	Heaving Puffers	3	4	238	34.0	9	275	8
8	Devil Dogs	2	5	278	39.7	6	377	2
9	Squatting Dung Beetles	2	5	266	38.0	7	297	6
10	Mountain Oysters	1	6	213	30.4	10	375	3

Strength of Schedule Analysis

Rank	Team	Season to Date		Remaining Games		Entire Season		Season to Date			
		Opponent's Scoring	Rank	Opponent's Scoring	Rank	Opponent's Scoring	Rank	Opp Pts. Over Avg.	Rank	Standard Deviation	Rank
1	Wandering Snails	1892	10	2250	6	4142	9	18.7	5	35.7	10
2	Albino Rhino	2161	6	2262	4	4423	5	-33.7	7	15.7	4
3	Gooley Black Death	1981	9	2300	1	4281	8	-79.0	10	18.1	6
4	Team Blanstein	1994	8	2098	8	4092	10	27.1	4	26.8	9
5	Bad Monkey	2353	3	2043	9	4396	6	86.9	1	11.7	1
6	Nancy Boys	2462	1	2008	10	4470	4	-45.7	8	22.1	8
7	Heaving Puffers	2394	2	2144	7	4538	3	-67.0	9	18.3	7
8	Devil Dogs	2325	4	2275	3	4600	1	44.9	3	17.2	5
9	Squatting Dung Beetles	2092	7	2261	5	4353	7	-1.9	6	11.9	2
10	Mountain Oysters	2277	5	2290	2	4567	2	49.7	2	12.9	3
	Average	2193		2193		4386		0.0		19.0	

Scoring Analysis

	Starters Scoring	Rank	Total Scoring	Rank	High Score	Rank	Low Score	Rank	Average Score	Rank	Median Score	Rank	Standard Deviation	Rank
Wandering Snails	473	1	654	1	139	1	28	2	67.6	1	62	1	35.7	10
Albino Rhino	361	3	555	3	67	5	23	4	51.4	3	56	2	15.7	4
Gooley Black Death	342	4	500	4	76	3	24	3	48.9	4	48	4	18.1	6
Team Blanstein	429	2	620	2	110	2	33	1	61.3	2	54	3	26.8	9
Bad Monkey	288	5	443	6	57	7	23	4	41.1	5	42	6	11.7	1
Nancy Boys	245	8	361	9	75	4	14	7	35.0	8	32	9	22.1	8
Heaving Puffers	238	9	353	10	56	8	12	8	34.0	9	24	10	18.3	7
Devil Dogs	278	6	453	5	61	6	11	9	39.7	6	45	5	17.2	5
Squatting Dung Beetles	266	7	401	8	56	8	21	6	38.0	7	38	7	11.9	2
Mountain Oysters	213	10	415	7	43	10	11	9	30.4	10	35	8	12.9	3

Strength of Schedule Analysis

In the previous table, I calculated the strength of schedules for the KFFL.

The best measure of a team's success is the total points scored. This means that you drafted and played the right players. Win/loss depends on how good your opponents were that week, and is subject to the capriciousness of lady luck, of which we are all familiar. Since we do not play a balanced schedule, each team does not play the other teams in the league the same number of times, some teams will have a more difficult schedule than others. Points against are a good measure of the strength of your opponents to date on the week they played you, but it doesn't measure the difficulty of your schedule to-date or in the future.

Season to Date Opponent Scoring - this is the sum of the total points scored by each of your opponents through game 7.

Rank - this is the rank of your opponents scoring, with 1 being the strongest and 10 being the weakest. This is a measure of how good your opponents have been so far in the season. Some interesting notes:

- The Nancy Boys have had the hardest schedule to date, and the Wandering Snails have had the easiest schedule to date, based on opponent strength.
- The Nancy Boys will have the easiest remaining schedule, and the author is earnestly hopeful that that means an improved record.
- Gooley Black Death from Above has had the next to easiest schedule so far, and will have the hardest schedule for the remainder of the season. Time to pack the tents, Kevin.

Remaining Games Opponent Scoring - this is the sum of the total points scored by each of your opponents for game 8 through 14.

Rank - this is the rank of your opponents scoring, with 1 being the strongest and 10 being the weakest. This is a measure of how good your opponents will be for the rest of the season. Some interesting notes:

- The Snails, Rhino and Goo's schedules get harder, Team Blanstein's remains the same (with the easiest overall schedule for the season), and the Bad Monkey and Boys should get significantly easier. Bad luck for Toilet Bowl contenders Devil Dogs, Squatting Dung Beetles and Mountain Oysters, their schedules all get harder in the second half.

Entire Season Opponent Scoring - this is the sum of the total points scored by each of your opponents for the season.

Rank - this is the rank of your opponents scoring, with 1 being the strongest and 10 being the weakest. This is a measure of how good your opponents will be for the entire season. Some interesting notes:

- Blanstein has the easiest overall season schedule, followed by the Snails and the Goo.
- The Dogs have the most difficult overall season schedule, followed by the Oysters and the Puffers.
- The difference between the easiest and most difficult schedule is about seven points per game (7.3). At the midpoint, the difference between the highest-scoring team and the fourth-highest scoring team is about 19 points per game, so having an easier schedule may make a difference in the final results but it can't make a contender out of a pretender. The difference between the fourth-highest and the fifth-highest is 7.8 points, so it might make the difference between making the playoffs and going home in week fourteen.

Strength of Schedule Analysis

Season to Date Opponent Points Over Average – the points per game opponents scored above or below their average scoring

Rank - this is the rank of your opponents scoring, with 1 being the strongest and 10 being the weakest.

To measure whose opponents have "stepped up" against them, I calculated the total points per week for all opponents above the opponents average weekly scoring.

A high positive number (like 86.9 for the Monkey) means that the Monkey's opponents have scored almost 90 points more against the Monkey than their average against the rest of their opponents (more than 12 points per game). A big part of this is the 139 points the Snails scored in Week 6. This means that even though the Monkey had the third most difficult schedule so far, their opponents stepped up even more and scored a huge total. In the same way, a large negative number, like -79 for the Goo, means that opponents scored much less than their average, and the Goo have the least points against. The Heaving Puffers, despite having the second hardest schedule, have only the eighth highest points against. Team Blanstein has the eighth hardest schedule but the fourth highest points against.

Standard Deviation – the standard deviation of scoring for each team through week 7

Rank - this is the rank of the consistency of your scoring, with 1 being the most consistent and 10 being the least consistent.

Lastly, consistent scoring week to week usually means a good record, depending on how much scoring occurs. Standard deviation measures how much scoring varies week to week. A low number means more consistency. Some interesting notes:

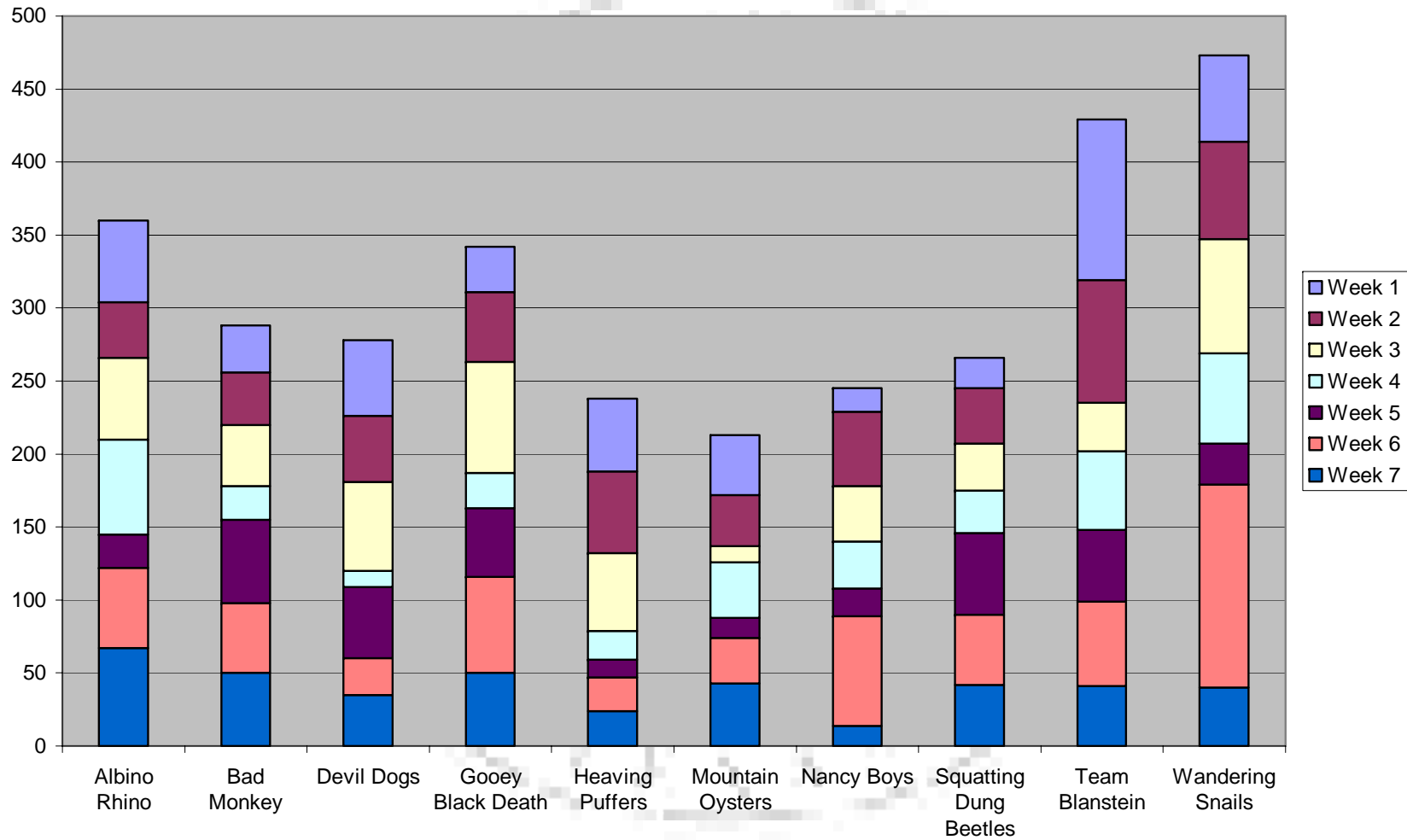
- The Dung have the second most consistent scoring, and are 2-5.
- The Snails have the least consistent scoring and are 6-1, largely due to their huge week in week 6 and low weeks in week 5 and week 7. Inconsistent scoring usually results in a lower rank in win-loss than in points scored, but not always, as is the case with very high and very low scoring teams. The Monkey and the Dogs have similar scoring totals and similar points against, but the Monkey has a better record, probably because of more consistent scoring.

Summary – this year, comparing the Total Points rank with the standings, it seems that the two stats correlate well, with luck playing a factor with few teams. Team Blanstein may deserve to be up a notch or two, but was beaten twice by the Nancy Boys. Based on scoring, the Nancy Boys and the Heaving puffers may deserve to be behind the Dogs and the Dung. My prediction is that the Snails and Blanstein finish the season 1-2 based on their much higher scoring averages, with the Rhino and Goo taking the other two spots and the Boys and Monkey on the outside looking in. The playoffs are still within the reach of all but two teams, and anything can happen in the playoffs. Dogs and Oysters are the likely candidates for the Toilet Bowl, but the Monkey, Puffers and Dung aren't out of that race yet either.

- The Dogs are fifth in scoring but eighth in record, just one game separates fifth place from ninth place.
- The Snails and the Rhino have the same record with a difference of 99 points scored, that's about 16 points per game. A lot of that difference was the Snail win in week 6.
- Team Blanstein was beaten twice by the Nancy Boys (oops, did I mention that already?) When is it that you get to say "scoreboard"?
- Tony said that if he were to ever get anal, it would probably be from a chick with a strap-on, and not a dude (pitching or catching.) Unless he was, like, in prison and didn't have a choice.

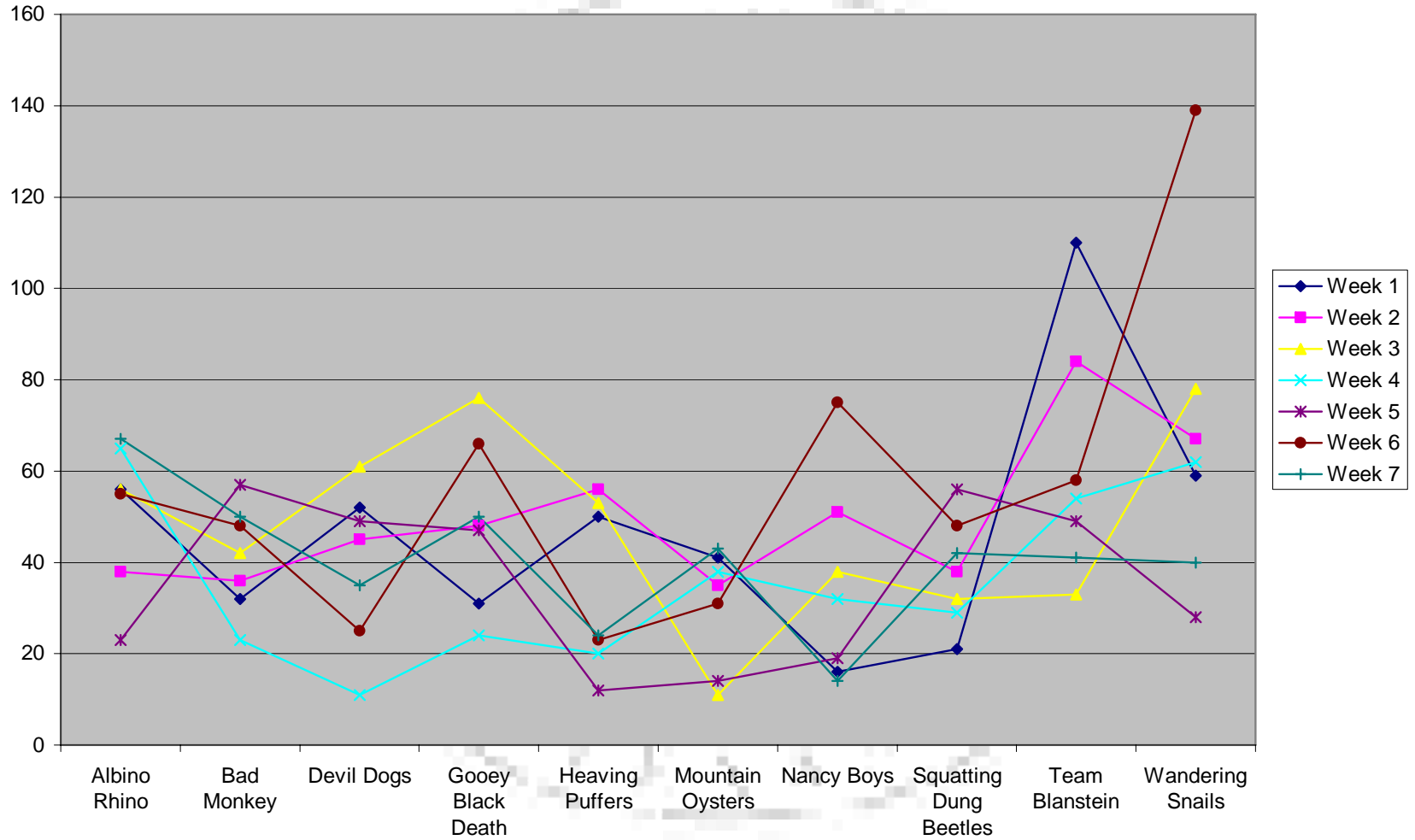
Weekly Scoring

Scoring by Week



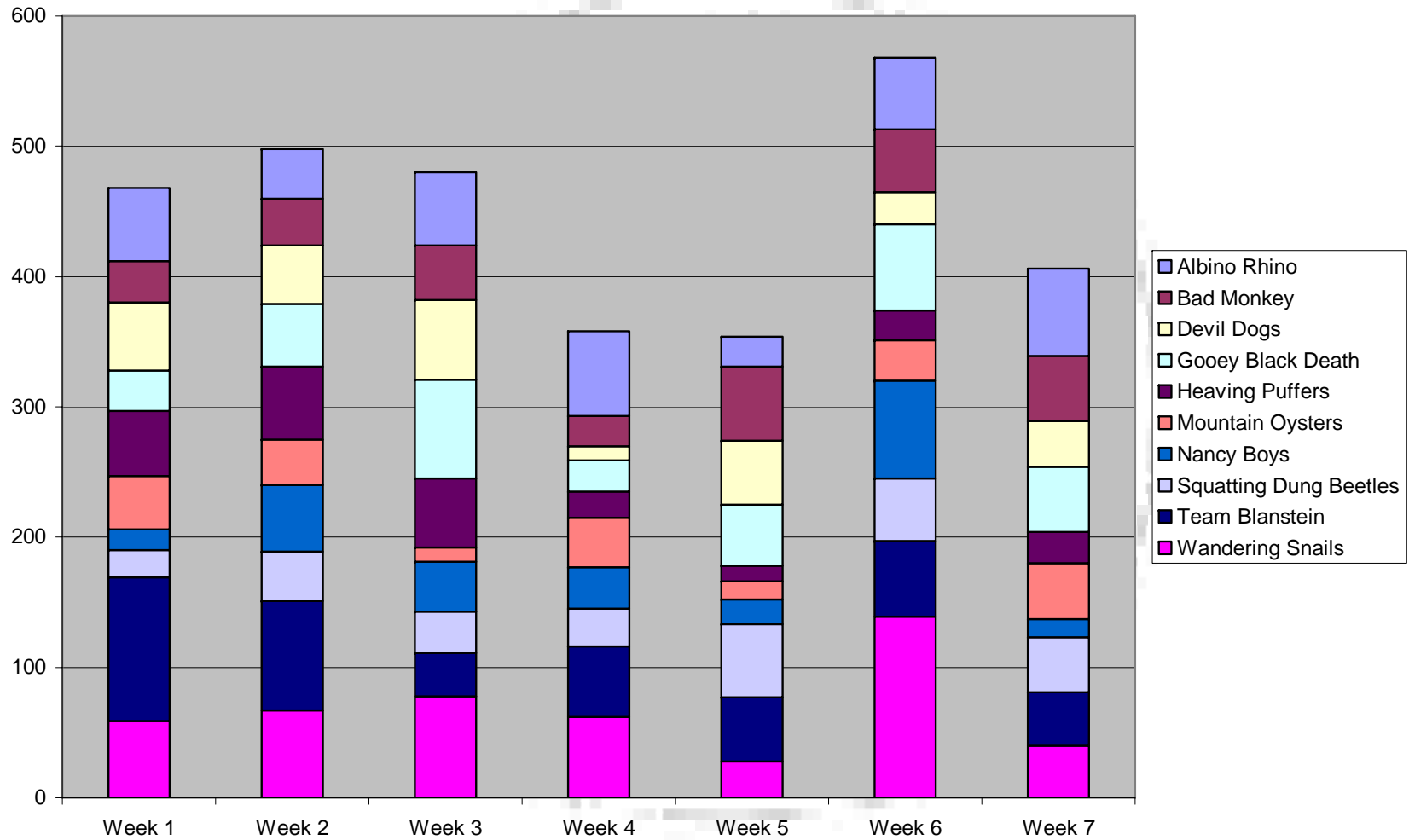
Weekly Scoring

Scoring by Week



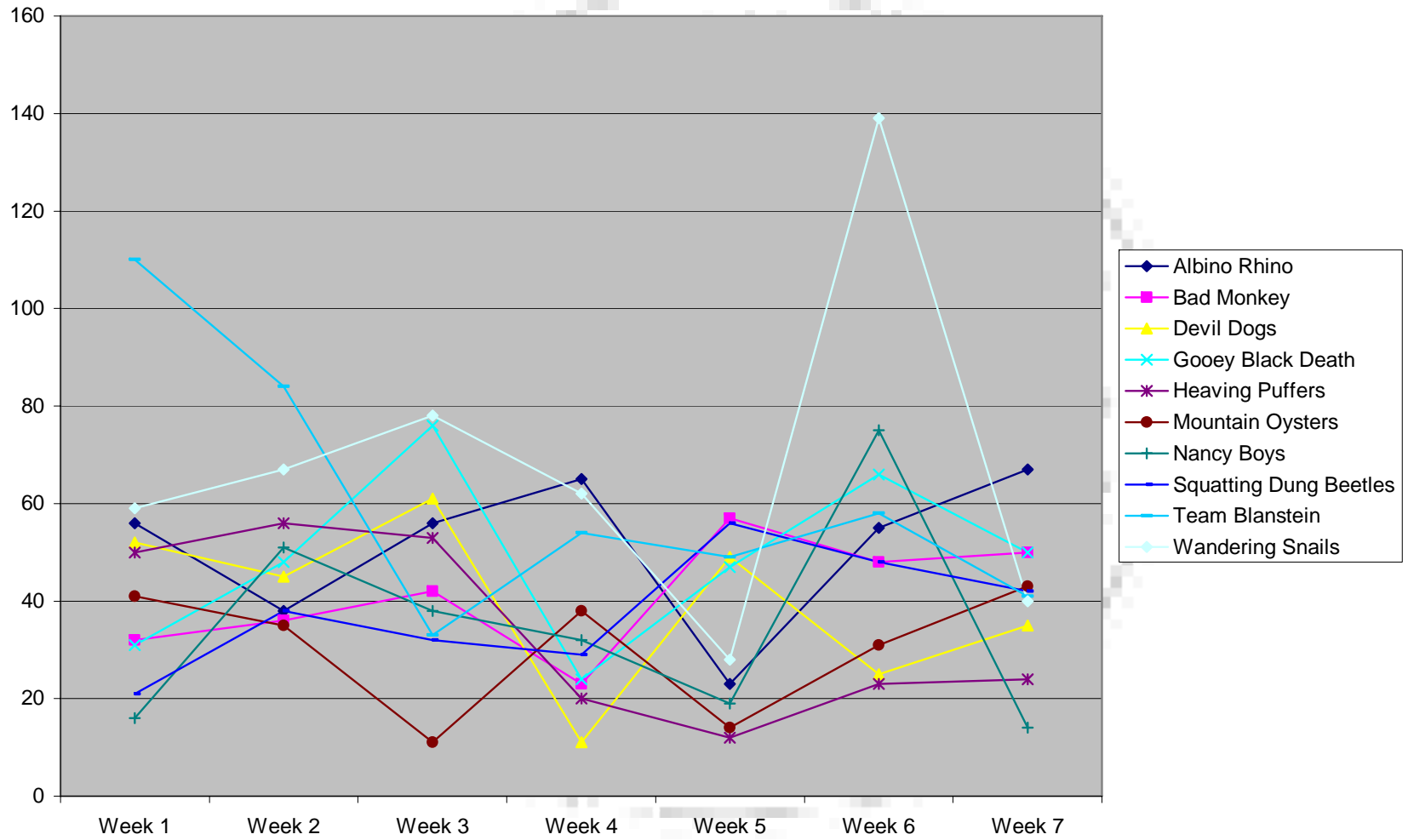
Weekly Scoring

Scoring by Team



Weekly Scoring

Scoring by Team



Coaching Effectiveness

Rank	Team	Starters	Rank	Best Team	Rank	Worst Team	Rank	Percent of Best	Rank
1	Wandering Snails	473	1	576	1	78	3	79.3%	1
2	Albino Rhino	361	3	474	3	81	2	71.2%	7
3	Goopy Black Death	342	4	427	4	73	4	76.0%	2
4	Team Blanstein	429	2	566	2	54	6	73.2%	4
5	Bad Monkey	288	5	407	5	36	9	67.9%	8
6	Nancy Boys	245	8	312	10	49	8	74.5%	3
7	Heaving Puffers	238	9	321	8	32	10	71.3%	6
8	Devil Dogs	278	6	397	6	56	5	65.1%	9
9	Squatting Dung Beetles	266	7	350	7	51	7	71.9%	5
10	Mountain Oysters	213	10	315	9	100	1	52.6%	10
	Average	313.3		414.5		61.0		70.3%	

1 Strongest

10 Weakest

Coaching Effectiveness

Rank	Team	Total Scoring	Rank	Original Draft Scoring	Rank	Percent of Original	Rank
1	Wandering Snails	654	1	604	1	108.2%	9
2	Albino Rhino	555	3	477	4	116.2%	4
3	Gooley Black Death	500	4	480	3	104.1%	10
4	Team Blanstein	620	2	564	2	109.9%	7
5	Bad Monkey	443	6	277	10	159.9%	1
6	Nancy Boys	361	9	314	6	115.0%	5
7	Heaving Puffers	353	10	311	7	113.3%	6
8	Devil Dogs	453	5	415	5	109.2%	8
9	Squatting Dung Beetles	401	8	287	9	139.7%	3
10	Mountain Oysters	415	7	294	8	141.2%	2
	Average	475		402		121.7%	

The three functions of a fantasy football coach are the draft (who I want on my team), player management (who I should start this week) and player moves (who I keep and who I drop). The effectiveness any of these functions really can't be evaluated until the season is over. Also, it's impossible to factor in injuries, contract holdouts, mid-season trades, and other situations that can't be anticipated at draft day. Nonetheless, I'll attempt to quantify the effectiveness of each team's coaching through the midpoint in the season.

Draft - The total points scored by the team, regardless of who was started, will be biased by some teams having additional skill position players (high scoring backups) while other teams have backup kickers and defensive players (low scoring backups). The best indicator of the quality of a draft is the sum of the points each week that can be generated by the best possible lineup from that team that week. This will be slightly skewed by injuries, and will ignore improving teams and teams that are going into the dumpster, but will provide an idea of who has been able to field the best possible lineup for the first half of the season.

Starters Scoring - this is the sum of the total points scored by your starting lineup through game 7.

Rank - this is the rank of your starters scoring, with 1 being the strongest and 10 being the weakest

Best Team Scoring- this is the sum of the total points scored by the best possible starting lineup for your team each week through game 7. This is an indication of who had the best draft.

Rank - this is the rank of your best team scoring, with 1 being the strongest and 10 being the weakest

Some interesting notes:

- The Snails and Blanstein are dominating the league with each having triple-digit weeks. Second tier are the Rhino and the Goo, almost 10 points per game over the best of the rest. Only 10 points per game separate the remaining six teams.

Player Management – The effectiveness of player management can be quantified by comparing the actual points scored to the best possible lineup determined above. The percentage of the total actually scored versus total possible indicates how effective the player selection has been. To factor out issue of backups like quarterbacks, kickers, etc. who score points but only one can be played every week, I will take the ratio of actual scoring over the worst possible team divided by the difference between best team and worst team.

Worst Team Scoring- this is the sum of the total points scored by the worst possible starting lineup for your team each week through game 7. This will be used to factor out differences in rosters.

Rank - this is the rank of your worst team scoring, with 1 being the strongest and 10 being the weakest.

Percent of Best – this is the percentage of the best possible team that you actually scored. Perfect player management would result in 100%. Picking the worst possible players will result in 0%. This is an indication of who managed their players best.

Rank - this is the rank of your percentage of best possible scoring, with 1 being the best and 10 being the worst.

Some interesting notes:

- The effectiveness of the player management tracks pretty well with record, with the exception of the Rhino, who has left some points on the board, and the Dung, who has done a pretty good job of playing the right players. Of course, when you only have three players drafted at more than \$1 that makes it a lot easier to pick a starting line-up.
- The Snails show the highest utilization of available scoring, at almost 80%. The Goo at second best and Blanstein at fourth best show you have to pick the right players to be in the playoff hunt. Comparing starters scoring to best team scoring; only the Nancy Boys appear to have significantly improved their rank by good player selection, at third overall. The Mountain Oysters are the only team to worsen their rank with utilization near 50%.

Player Moves – To evaluate who has made the best player moves, I calculated the total scoring of the originally drafted players, and divided that by the total scoring. This will have a bias for position (for example, if you drafted a backup quarterback and dropped him for a defensive team, your scoring will be reduced) and injuries.

Total Scoring - this is the sum of the total points scored by all your players through game 7, including starters and bench scoring.

Rank - this is the rank of your total scoring, with 1 being the strongest and 10 being the weakest. This is a measure of how good your draft was so far in the season.

Original Draft Scoring - this is the sum of the points each week scored by the team that you originally drafted, including starters and bench scoring.

Rank - this is the rank of your original draft team scoring, with 1 being the strongest and 10 being the weakest.

Percent of Original - this is the percentage of points actually scored versus the original drafted team. A percentage greater than 100% indicates that your player moves improved your team overall. A percentage below 100% indicates that your player moves actually worsened your team.

Rank - this is the rank of your percentage, with 1 being the strongest and 10 being the weakest.

2007 Bonus Table: Player Free-Agent Moves by Position

	QB	RB	WR	DP	TD	K	Total
Albino Rhino	1				1	3	5
Bad Monkey	2	3	5	1	2	2	15
Devil Dogs			1			1	2
Gooley Black Death		1	1	1			3
Heaving Puffers	3	2	1	1			7
Mountain Oysters	1		2		1		4
Nancy Boys	3				1		4
Squatting Dung Beetles	3	9	9	2	1	1	25
Team Blanstein	3	1	3	2	1	1	11
Wandering Snails	1	1	3		1	1	7
Total	17	17	25	7	8	9	83

2007 Bonus Table: Player Free-Agent Moves by Week

	1	2	3	4	5	6	7	Total
Albino Rhino	1		1			1	2	5
Bad Monkey	1	3	2	4	2	2	1	15
Devil Dogs				1		1		2
Gooley Black Death				1	1		1	3
Heaving Puffers	1	1	1			4		7
Mountain Oysters		1		2		1		4
Nancy Boys		1		1	1		1	4
Squatting Dung Beetles	5	1	3	5	4	5	2	25
Team Blanstein	1		2	3		3	2	11
Wandering Snails		1	2			1	3	7
Total	9	8	11	17	8	18	12	83

Some interesting notes:

- The Monkey (15 moves) has improved his team from the draft the most, and the Goo (3 moves) the least.
- The Rhino (5 moves) and the Boys (4 moves) have improved their teams significantly with only a few moves.
- The Oysters (4 moves) and the Dung (25 moves) have improved their teams about the same amount.

Overall Coaching Effectiveness – to calculate the overall coaching effectiveness, I added the ranks for each of the three categories for each team, and ranked overall based on the sum.

Team	Draft	Player Mgt.	Moves	Overall
Wandering Snails	1	1	9	1
Albino Rhino	3	7	4	3
Gooley Black Death	4	2	10	6
Team Blanstein	2	4	7	2
Bad Monkey	5	8	1	3
Nancy Boys	10	3	5	7
Heaving Puffers	8	6	6	8
Devil Dogs	6	9	8	10
Squatting Dung Beetles	7	5	3	5
Mountain Oysters	9	10	2	9

The Snails show the most effective overall coaching, principally because of a good draft and the most effective player management. Second place is Team Blanstein, and third is a tie between the Rhino and the Monkey, closely followed by the Dung and the Goo. The Dogs trail the category, despite some significant improvements, with the penultimate position held by the Oysters, primarily because of a poor draft and the least effective player management. Team Blanstein ranks only seventh in team improvement and the Snails rank last, mainly because there's not a lot of talent out there that he could improve their teams.

Total Scoring by Position

KFFL Team	QB	RB	WR	DP	TD	K	Total
Albino Rhino	94	198	167	16	22	17	514
Bad Monkey	99	106	164	5	33	21	428
Devil Dogs	102	75	169	23	42	25	436
Gooley Black Death	178	78	142	13	41	40	492
Heaving Puffers	134	52	129	16	31	20	382
Mountain Oysters	67	58	138	12	17	23	315
Nancy Boys	48	129	95	14	13	22	321
Squatting Dung Beetles	94	103	107	13	31	17	365
Team Blanstein	147	105	297	12	25	11	597
Wandering Snails	179	190	222	16	20	28	655
Average	114.2	109.4	163	14	27.5	22.4	450.5

Starter Scoring by Position

KFFL Team	QB	RB	WR	DP	TD	K	Total
Albino Rhino	39	138	129	16	22	17	361
Bad Monkey	51	74	119	5	21	18	288
Devil Dogs	75	48	97	17	19	22	278
Gooley Black Death	129	60	92	10	23	28	342
Heaving Puffers	51	40	102	10	22	13	238
Mountain Oysters	67	37	57	12	17	23	213
Nancy Boys	30	93	73	14	13	22	245
Squatting Dung Beetles	74	85	49	13	28	17	266
Team Blanstein	93	35	258	12	20	11	429
Wandering Snails	87	139	183	16	20	28	473
Average	69.6	74.9	115.9	12.5	20.5	19.9	313.3

Individual Scoring

All KFFL Team					
Pos	Amt	Team	Name	Tm	Pts
QB	\$13	Gooley Black Death	Brady, Tom	NE	129
RB	\$13	Wandering Snails	Peterson, Adrian L.	MIN	83
RB	\$51	Albino Rhino	Tomlinson, LaDainian	SD	67
RB	\$8	Devil Dogs	Brown, Ronnie	MIA	51
WR	\$8	Albino Rhino	Moss, Randy	NE	104
WR	\$5	Team Blanstein	Burress, Plaxico	NYG	77
WR	\$14	Team Blanstein	Smith, Steve	CAR	72
DP	*	Squatting Dung Beetles	Umenyiora, Osi	NYG	31
TD	\$1	Devil Dogs	Defense, KC	KC	28
PK	*	Wandering Snails	Brown, Kris	HOU	29
\$113				Total	671

All KFFL Second Team					
Pos	Amt	Team	Name	Tm	Pts
QB	\$6	Team Blanstein	Romo, Tony	DAL	103
RB	\$7	Team Blanstein	Barber, Marion	DAL	46
RB	\$29	Bad Monkeys	Addai, Joseph	IND	41
RB	\$14	Nancy Boys	Jones-Drew, Maurice	JAC	40
WR	\$8	Wandering Snails	Houshmandzadeh, T.J.	CIN	72
WR	\$3	Nancy Boys	Edwards, Braylon	CLE	71
WR	\$2	Mountain Oysters	Curtis, Kevin	PHI	54
DP			Howard, Thomas	OAK	27
TD	*	Team Blanstein	Defense, NYG	NYG	25
PK	\$1	Gooley Black Death	Stover, Matt	BAL	28
\$70				Total	507

* Free agent move

Individual Scoring

KFFL High Scorers						
Rnk	Pos	Amt	Team	Name	Tm	Pts
1	QB	\$13	Gooley Black Death	Brady, Tom	NE	129
2	WR	\$8	Albino Rhino	Moss, Randy	NE	104
3	QB	\$6	Team Blanstein	Romo, Tony	DAL	103
4	RB	\$13	Wandering Snails	Peterson, Adrian L.	MIN	83
5		*	Bad Monkey	Anderson, Derek	CLE	80
6	WR	\$5	Team Blanstein	Burress, Plaxico	NYG	77
T7	WR	\$14	Team Blanstein	Smith, Steve	CAR	72
T7	WR	\$8	Wandering Snails	Houshmandzadeh, T.J.	CIN	72
9	WR	\$3	Nancy Boys	Edwards, Braylon	CLE	71
10	QB	\$16	Wandering Snails	Palmer, Carson	CIN	69
11	RB	\$51	Albino Rhino	Tomlinson, LaDainian	SD	67
12	QB	\$3	Devil Dogs	Manning, Eli	NYG	63
13	QB	\$21	Mountain Oysters	Manning, Peyton	IND	59
14	QB	\$4	Wandering Snails	Hasselbeck, Matt	SEA	57
15	WR	\$2	Mountain Oysters	Curtis, Kevin	PHI	54
T16	QB	\$3	Wandering Snails	Roethlisberger, Ben	PIT	53
T16	WR	*	Bad Monkey	Welker, Wes	NE	53
18	RB	\$8	Devil Dogs	Brown, Ronnie	MIA	51
19	WR	\$21	Heaving Puffers	Owens, Terrell	DAL	50
T20	QB	\$1	Gooley Black Death	Favre, Brett	GB	49
T20	WR	\$3	Team Blanstein	Coles, Laveranues	NYJ	49
T22	QB	*	Squatting Dung Beetles	Griese, Brian	CHI	48
T22	WR	*	Wandering Snails	Hester, Devin	CHI	48
24	RB	\$7	Team Blanstein	Barber, Marion	DAL	46
T25	QB	*	Team Blanstein	Pennington, Chad	NYJ	44
T25	QB	\$6	Heaving Puffers	Kitna, Jon	DET	44

* Free agent move

Individual Scoring

Top 10 QB					
Rnk	Amt	Team	Name	Tm	Pts
1	\$13	Gooley Black Death	Brady, Tom	NE	129
2	\$6	Team Blanstein	Romo, Tony	DAL	103
3	*	Bad Monkey	Anderson, Derek	CLE	80
4	\$16	Wandering Snails	Palmer, Carson	CIN	69
5	\$3	Devil Dogs	Manning, Eli	NYG	63
6	\$21	Mountain Oysters	Manning, Peyton	IND	59
7	\$4	Wandering Snails	Hasselbeck, Matt	SEA	57
8	\$3	Wandering Snails	Roethlisberger, Ben	PIT	53
9	\$1	Gooley Black Death	Favre, Brett	GB	49
10	*	Squatting Dung Beetles	Griese, Brian	CHI	48

Top 10 RB					
Rnk	Amt	Team	Name	Tm	Pts
1	\$13	Wandering Snails	Peterson, Adrian L.	MIN	83
2	\$51	Albino Rhinos	Tomlinson, LaDainian	SD	67
3	\$8	Devil Dogs	Brown, Ronnie	MIA	51
4	\$7	Team Blanstein	Barber, Marion	DAL	46
5	\$29	Bad Monkeys	Addai, Joseph	IND	41
6	\$14	Nancy Boys	Jones-Drew, Maurice	JAC	40
7	\$27	Gooley Black Death	Westbrook, Brian	PHI	36
8	\$5	Nancy Boys	James, Edgerrin	ARI	34
9	\$8	Wandering Snails	Portis, Clinton	WAS	33
10	\$3	Team Blanstein	Washington, Leon	NYJ	31

Top 10 WR/TE					
Rnk	Amt	Team	Name	Tm	Pnts
1	\$8	Albino Rhinos	Moss, Randy	NE	104
2	\$5	Team Blanstein	Burress, Plaxico	NYG	77
T3	\$14	Team Blanstein	Smith, Steve	CAR	72
T3	\$8	Wandering Snails	Houshmandzadeh, T.J.	CIN	72
5	\$3	Nancy Boys	Edwards, Braylon	CLE	71
6	\$2	Mountain Oysters	Curtis, Kevin	PHI	54
7	*	Bad Monkey	Welker, Wes	NE	53
8	\$21	Heaving Puffers	Owens, Terrell	DAL	50
9	\$3	Team Blanstein	Coles, Laveranues	NYJ	49
10	*	Wandering Snails	Hester, Devin	CHI	48
T10	\$5	Heaving Puffers	Johnson, Andre	HOU	37

* Free agent move

Individual Scoring

Top 10 DP					
Rnk	Amt	Team	Name	Tm	Pts
1	*	Squatting Dung Beetles	Umenyiora, Osi	NYG	31
2	*		Howard, Thomas	OAK	27
T3	*	Gooley Black Death	Allen, Jared	KC	24
T3	*	Heaving Puffers	Peterson, Julian	SEA	24
T3	*		Reed, Ed	BAL	24
T6	*	Team Blanstein	Cole, Trent	PHI	21
T6	*		Dumervil, Elvis	DEN	21
T8	\$1	Devil Dogs	Taylor, Jason	MIA	20
T8	*		Fuller, Vincent	TEN	20
T10	*		Vrabel, Mike	NE	19
T10	*	Bad Monkey	Tuck, Justin	NYG	19

Top 10 TD					
Rnk	Amt	Team	Name	Tm	Pts
1	\$1	Devil Dogs	Defense, KC	KC	28
2	*	Team Blanstein	Defense, NYG	NYG	25
3	*		Defense, WAS	WAS	24
T4	\$1	Squatting Dung Beetles	Defense, PIT	PIT	23
T4	\$1	Bad Monkeys	Defense, MIN	MIN	23
T6	\$2	Gooley Black Death	Defense, NE	NE	23
T6	*		Defense, IND	IND	23
T8	\$2	Heaving Puffers	Defense, DAL	DAL	22
T8	\$1	Team Blanstein	Defense, JAC	JAC	22
10	*	Nancy Boys	Defense, TB	TB	21

Top 10 PK					
Rnk	Amt	Team	Name	Tm	Pts
1	*	Wandering Snails	Brown, Kris	HOU	29
2	\$1	Gooley Black Death	Stover, Matt	BAL	28
3	*	Squatting Dung Beetles	Bironas, Rob	TEN	27
T4	\$1	Mountain Oysters	Gould, Robbie	CHI	23
T4	*	Devil Dogs	Folk, Nick	DAL	23
6	\$1	Nancy Boys	Rackers, Neil	ARI	22
T7	*		Kasay, John	CAR	21
T7	*		Feely, Jay	MIA	21
T7	*	Bad Monkey	Akers, David	PHI	21
T7	*		Brown, Josh	SEA	21

* Free agent move

Individual Game Scoring

KFFL High Game Scorers							
Rnk	Pos	Wk	Team	Name	Tm	Pts	Status
1	RB	6	Wandering Snails	Peterson, Adrian	MIN	41	Starter
2	WR	3	Mountain Oysters	Curtis, Kevin	PHI	38	Reserve
3	RB	6	Albino Rhino	Tomlinson, LaDainian	SD	37	Starter
T4	QB	7	Gooley Black Death	Brady, Tom	NE	32	Starter
T4	QB	1	Team Blanstein	Romo, Tony	DAL	32	Starter
T4	QB	2	Wandering Snails	Palmer, Carson	CIN	32	Starter
T4	RB	3	Gooley Black Death	Westbrook, Brian	PHI	32	Starter
8	WR	2	Team Blanstein	Smith, Steve	CAR	31	Starter
9	QB	4	Team Blanstein	Romo, Tony	DAL	30	Starter
10	WR	1	Team Blanstein	Burruss, Plaxico	NYG	28	Starter
T11	QB	6	Gooley Black Death	Brady, Tom	NE	27	Starter
T11	RB	3	Devil Dogs	Brown, Ronnie	MIA	27	Reserve
T13	QB	4	Albino Rhino	Culpepper, Daunte	OAK	26	Starter
T13	QB	3	Bad Monkey	McNabb, Donovan	PHI	26	Starter
T13	WR	2	Heaving Puffers	Johnson, Chad	CIN	26	Starter
T16	WR	2	Team Blanstein	Galloway, Joey	TB	25	Starter
T16	WR	7	Team Blanstein	Coles, Laveranues	NYJ	25	Starter
T18	WR	6	Nancy Boys	Edwards, Braylon	CLE	24	Starter
T18	WR	6	Wandering Snails	Hester, Devin	CHI	24	Starter
T20	RB	6	Nancy Boys	Jones-Drew, Maurice	JAC	22	Starter
T20	RB	7	Squatting Dung Beetles	Watson, Kenny	CIN	22	Starter
T20	WR	2	Albino Rhino	Moss, Randy	NE	22	Starter
T20	WR	7	Albino Rhino	Moss, Randy	NE	22	Starter
T20	WR	6	Bad Monkey	Welker, Wes	NE	22	Starter
T20	WR	7	Bad Monkey	Welker, Wes	NE	22	Starter
T20	WR	2	Nancy Boys	Edwards, Braylon	CLE	22	Reserve
T20	WR	1	Team Blanstein	Wayne, Reggie	IND	22	Starter
T20	WR	6	Wandering Snails	Houshmandzadeh, T.J.	CIN	22	Starter

Individual Game Scoring

Top 10 QB Games						
Rn k	W k	Team	Name	Tm	Pts	Status
T1	7	Gooley Black Death	Brady, Tom	NE	32	Starter
T1	1	Team Blanstein	Romo, Tony	DAL	32	Starter
T1	2	Wandering Snails	Palmer, Carson	CIN	32	Starter
4	4	Team Blanstein	Romo, Tony	DAL	30	Starter
5	6	Gooley Black Death	Brady, Tom	NE	27	Starter
T6	4	Albino Rhino	Culpepper, Daunte	OAK	26	Starter
T6	3	Bad Monkey	McNabb, Donovan	PHI	26	Starter
8	6	Squatting Dung Beetles	Griese, Brian	CHI	21	Starter
T9	1	Devil Dogs	Manning, Eli	NYG	20	Starter
T9	6	Heaving Puffers	Lemon, Cleo	MIA	20	Reserve

Top 10 RB Games						
Rn k	W k	Team	Name	Tm	Pts	Status
1	6	Wandering Snails	Peterson, Adrian	MIN	41	Starter
2	6	Albino Rhino	Tomlinson, LaDainian	SD	37	Starter
3	3	Gooley Black Death	Westbrook, Brian	PHI	32	Starter
4	3	Devil Dogs	Brown, Ronnie	MIA	27	Reserve
T5	6	Nancy Boys	Jones-Drew, Maurice	JAC	22	Starter
T5	7	Squatting Dung Beetles	Watson, Kenny	CIN	22	Starter
7	2	Bad Monkey	Lewis, Jamal	CLE	20	Reserve
8	3	Heaving Puffers	Foster, DeShaun	CAR	19	Starter
T9	5	Albino Rhino	Turner, Michael	SD	16	Reserve
T9	5	Squatting Dung Beetles	Keith, Kenton	IND	16	Starter
T9	3	Team Blanstein	Barber, Marion	DAL	16	Starter
T9	1	Wandering Snails	Peterson, Adrian	MIN	16	Starter

Individual Game Scoring

Top 10 WR/TE Games						
Rn k	W k	Team	Name	Tm	Pts	Status
1	2	Team Blanstein	Smith, Steve	CAR	31	Starter
2	1	Team Blanstein	Burruss, Plaxico	NYG	28	Starter
3	2	Heaving Puffers	Johnson, Chad	CIN	26	Starter
T4	2	Team Blanstein	Galloway, Joey	TB	25	Starter
T4	7	Team Blanstein	Coles, Laveranues	NYJ	25	Starter
T6	6	Nancy Boys	Edwards, Braylon	CLE	24	Starter
T6	6	Wandering Snails	Hester, Devin	CHI	24	Starter
T8	2	Albino Rhino	Moss, Randy	NE	22	Starter
T8	7	Albino Rhino	Moss, Randy	NE	22	Starter
T8	6	Bad Monkey	Welker, Wes	NE	22	Starter
T8	7	Bad Monkey	Welker, Wes	NE	22	Starter
T8	2	Nancy Boys	Edwards, Braylon	CLE	22	Reserve
T8	1	Team Blanstein	Wayne, Reggie	IND	22	Starter
T8	6	Wandering Snails	Houshmandzadeh, T.J.	CIN	22	Starter

Top 10 DP Games						
Rn k	W k	Team	Name	Tm	Pts	Status
1	7	Squatting Dung Beetles	Umenyiora, Osi	NYG	10	Starter
2	7	Devil Dogs	Taylor, Jason	MIA	8	Starter
3	6	Albino Rhino	Merriman, Shawne	SD	7	Starter
T4	2	Albino Rhino	Merriman, Shawne	SD	6	Starter
T4	5	Devil Dogs	Taylor, Jason	MIA	6	Reserve
T4	7	Gooley Black Death	Allen, Jared	KC	6	Starter
T4	7	Heaving Puffers	Freeney, Dwight	IND	6	Reserve
T4	7	Heaving Puffers	Peterson, Julian	SEA	6	Starter
T4	4	Mountain Oysters	Anderson, Mark	CHI	6	Starter
T4	6	Nancy Boys	Kampman, Aaron	GB	6	Starter
T4	3	Team Blanstein	Dumervil, Elvis	DEN	6	Starter
T4	3	Wandering Snails	Ware, DeMarcus	DAL	6	Starter

Individual Game Scoring

Top 10 TD Games						
Rn k	W k	Team	Name	Tm	Pts	Status
1	1	Bad Monkey	MIN defense	MIN	12	Starter
T2	5	Albino Rhino	SD defense	SD	8	Starter
T2	3	Heaving Puffers	DAL defense	DAL	8	Starter
4	5	Squatting Dung Beetles	PIT defense	PIT	7	Starter
T5		10 teams tied at 6			6	

Top 10 PK Games						
Rn k	W k	Team	Name	Tm	Pts	Status
1	5	Wandering Snails	Brown, Kris	HO U	12	Starter
2	6	Goey Black Death	Stover, Matt	BAL	9	Starter
3	7	Mountain Oysters	Gould, Robbie	CHI	7	Starter
T4	3	Goey Black Death	Stover, Matt	BAL	6	Starter
T4	2	Nancy Boys	Rackers, Neil	ARZ	6	Starter
T4	3	Nancy Boys	Rackers, Neil	ARZ	6	Starter
T4	5	Squatting Dung Beetles	Wilkins, Jeff	STL	6	Starter
T4	4	Team Blanstein	Kaeding, Nate	SD	6	Starter
T9		9 tied at 5			5	